

operativni program WING



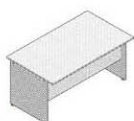
SCRIVANIA
120 x 60 x 72 H

Art. W 400



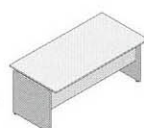
SCRIVANIA
120 x 80 x 72 H

Art. W 401



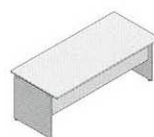
SCRIVANIA
140 x 80 x 72 H

Art. W 402



SCRIVANIA
160 x 80 x 72 H

Art. W 403



SCRIVANIA
180 x 80 x 72 H

Art. W 404



P. VIDEO
90 x 80 x 72 H

Art. W 408



P. STAMPANTE
80 x 60 x 72 H

Art. W 407



CASSETTIERA CON
CASSETTO CANCELLERIA
42 x 56 x 58 H

Art. W 422



CLASSIFICATORE CON
CASSETTO CANCELLERIA
42 x 56 x 58 H

Art. W 425



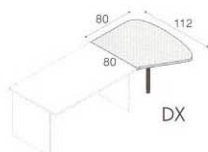
PORTACOMPUTER
SU RUOTE
30 x 48 x 65 H

Art. W 005



TAVOLO NOMADE
127 x 63.5 x 68/78 H

Art. W 417



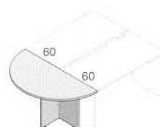
PENISOLA CON SUPPORTO
DX O SX
80 x 112 x 72 H

Art. W 418 dx/sx



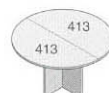
TERMINALE TONDO
CON SUPPORTO
40 x 80 x 72 H

Art. W 419



TERMINALE PER TAVOLO
CONFERENZA
63.5 x 127 x 72 H

Art. W 413



TAVOLO RIUNIONE
Ø 127 x 72 H

Art. W 414



TERMINALI PER TAVOLI
CONFERENZA
52,5 x 105 x 72 H

Art. W 409



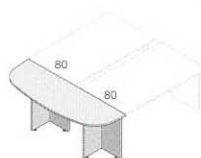
TAVOLO RIUNIONE
200 x 105 x 72 H

Art. W 410



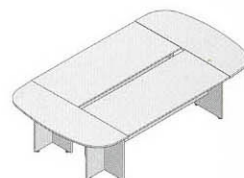
TAVOLO RIUNIONE
250 x 105 x 72 H

Art. W 412



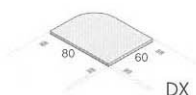
TERMINALI PER TAVOLI
CONFERENZA
60 x 167 x 72 H

Art. W 415



TAVOLO CONFERENZA
300 x 167 x 72 H

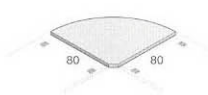
Art. W 416



DX

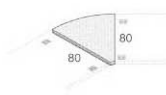
ANGOLO ASIMMETRICO DX O SX
60 x 80 x 3.5 H

Art. W/86 dx/sx



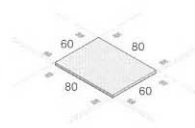
ANGOLO A 90°
86.8 x 86.8 x 3.5 H

Art. W/90



ANGOLO A 45°
85 x 65 x 3.5 H

Art. W/45



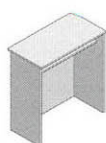
RACCORDO
RETTANGOLARE 3 - 4 VIE
60 x 80 x 3.5 H

Art. W/27



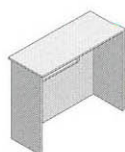
SOPRALZI CON SUPPORTI
90/120/140/160x35x25 H

Art. W 434-5-6-7



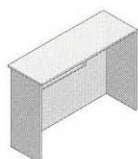
BANCONE
95 x 50 x 110 H

Art. W 481



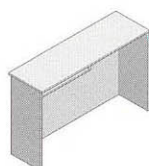
BANCONE
125 x 50 x 110 H

Art. W 482



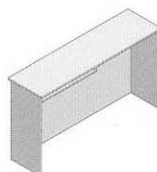
BANCONE
145 x 50 x 110 H

Art. W 483



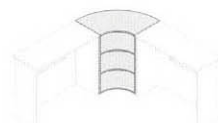
BANCONE
165 x 50 x 110 H

Art. W 484



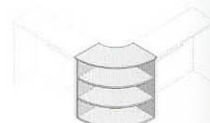
BANCONE
185 x 50 x 110 H

Art. W 485



ANGOLO
INTERNO A 90°
85 x 85 x 110 H

Art. W 486



ANGOLO
ESTERNO 90°
85 x 85 x 110 H

Art. W 487



LIBRERIA BASSA
A GIORNO
45 x 43 x 79,5 H

Art. LIB/45



LIBRERIA BASSA CON
ANTA DX O SX
45 x 45 x 79,5 H

Art. W 441 dx/sx




LIBRERIA BASSA CON
ANTA VETRO
45 x 45 x 79,5 H

Art. W 443



LIBRERIA BASSA CON
2 REGICARTELE ESTRAIBILI
45 x 45 x 79,5 H

Art. W 444 dx/sx



LIBRERIA BASSA
A GIORNO
90 x 43 x 79,5 H

Art. LIB/90



LIBRERIA BASSA
2 ANTE
90 x 45 x 79,5 H

Art. W 451



LIBRERIA BASSA
2 ANTE VETRO
90 x 45 x 79,5 H

Art. W 453




LIBRERIA BASSA CON
REGGICARTELE ESTRAIBILI
90 x 45 x 79,5 H

Art. W 454



FIANCHI FINALI BASSI
45 x 1,8 x 76,5 H

Art. W 044



LIBRERIA MEDIA
A GIORNO
45 x 43 x 125 H

Art. LIM/45




LIBRERIA MEDIA CON
ANTA DX O SX
45 x 45 x 125 H

Art. W 461 dx/sx



LIBRERIA MEDIA CON
ANTA VETRO
45 x 45 x 125 H

Art. W 463



LIBRERIA MEDIA
A GIORNO
90 x 43 x 125 H

Art. LIM/90



LIBRERIA MEDIA
2 ANTE
90 x 45 x 125 H

Art. W 471



LIBRERIA MEDIA
2 ANTE VETRO
90 x 45 x 125 H

Art. W 473



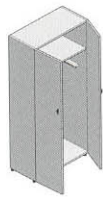
FIANCHI FINALI
MEDI
90 x 1,8 x 122 H

Art. W 045



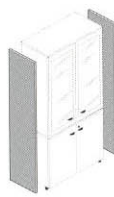
GUARDAROBA
45 x 45 x 201,5 H

Art. 474



GUARDAROBA
90 x 45 x 201,5 H

Art. W 475



FIANCHI
FINALI ALTI
45 x 1,8 x 198,5 H

Art. W 046



RIPIANO SPOSTABILE
41,3 x 40 x 2,5 H

Art. RL/45



RIPIANO SPOSTABILE
86,3 x 40 x 2,5 H

Art. RL/90



REGGICARTELE ESTRAIBILE
PER LIBRERIA L 45

Art. CL/45



REGGICARTELE ESTRAIBILE
PER LIBRERIA L 90

Art. CL/90



TOP 1 ANTA
49 x 46 x 1,8 H

Art. W 491



TOP 2 ANTE
94 x 46 x 1,8 H

Art. W 492



TOP 3 ANTE
139 x 46 x 1,8 H

Art. W 493



TOP 4 ANTE
184 x 46 x 1,8 H

Art. W 494



TOP 5 ANTE
229 x 46 x 1,8 H

Art. W 495



TOP 6 ANTE
274 x 46 x 1,8 H

Art. W 496



PORTASTIERA
ESTRAIBILE
60 x 30

Art. 021



CASSETTIERA
DATILO
25 x 39 x 26 H

Art. 022



CESTELLO PORTACARTA
SUO RUOTE
39 x 50 x 62 H

Art. 024



SUPPORTO PER
TERMINALI
8 x 69

Art. 026



VERTEBRA
PASSACAVI

Art. W 033



CANALINA
PASSACAVI 3 VIE

Art. 034



PASSACAVI
Ø 60

Art. 035